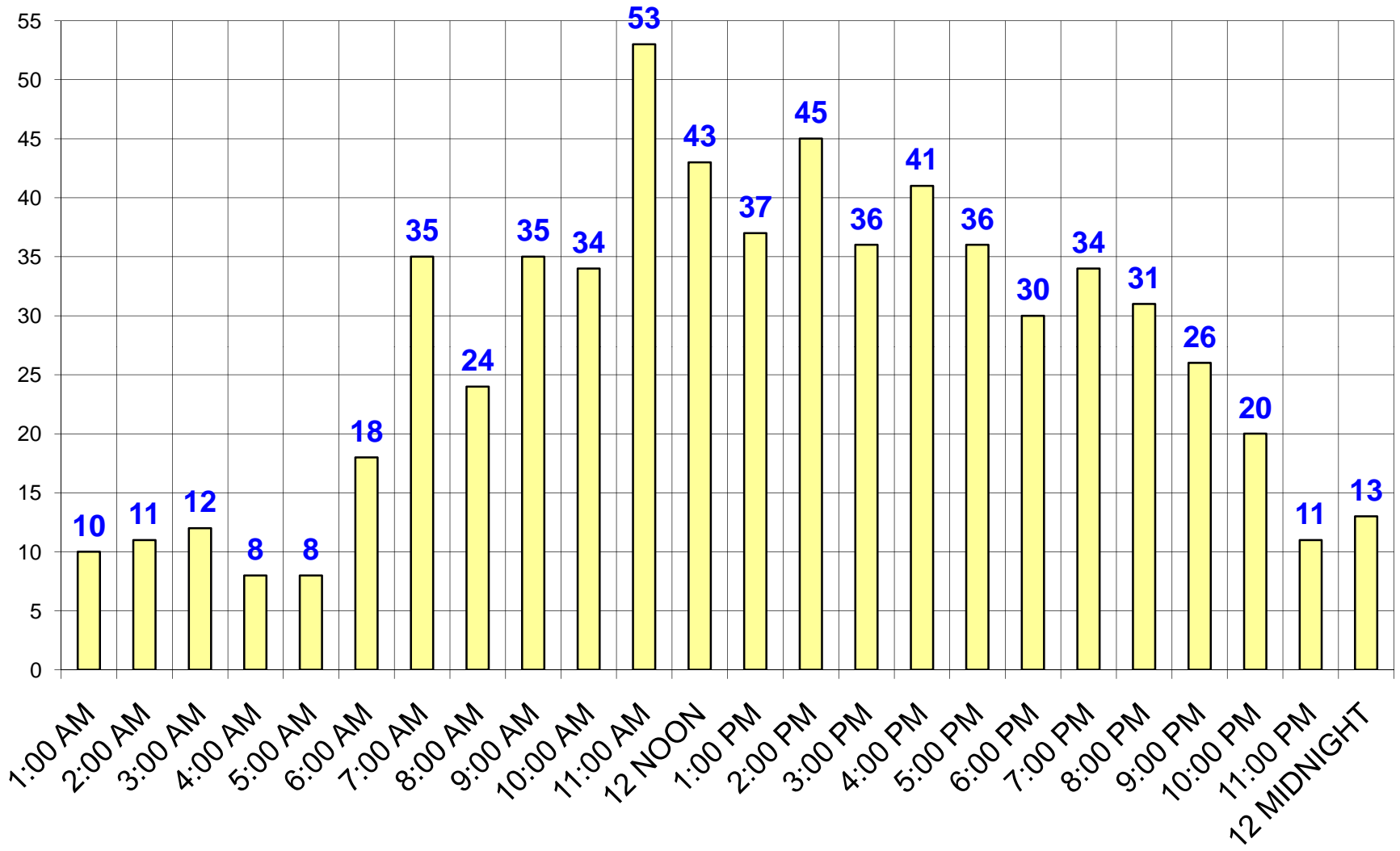
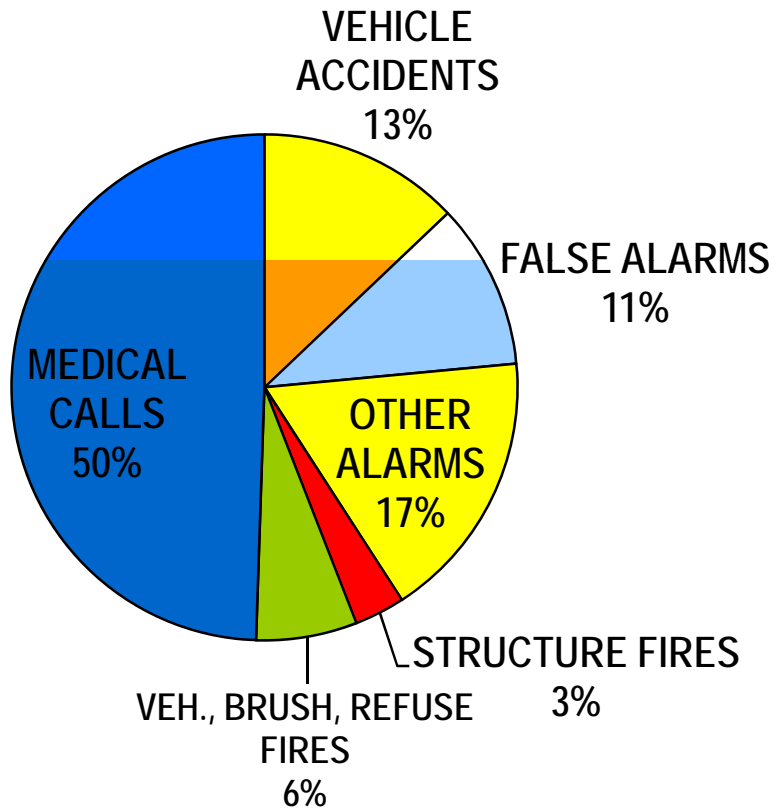


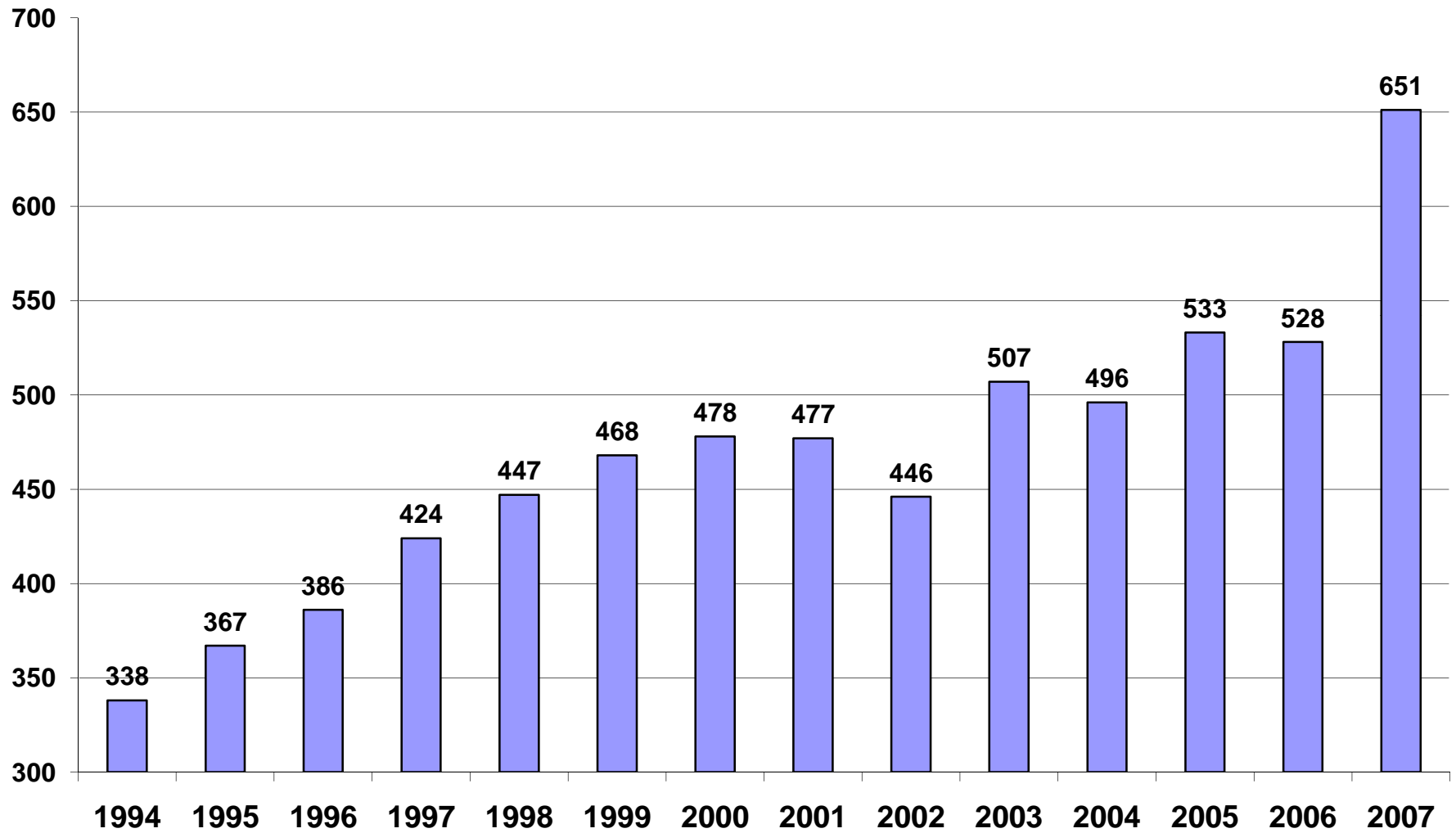
ALARM TIME ANALYSIS 2007



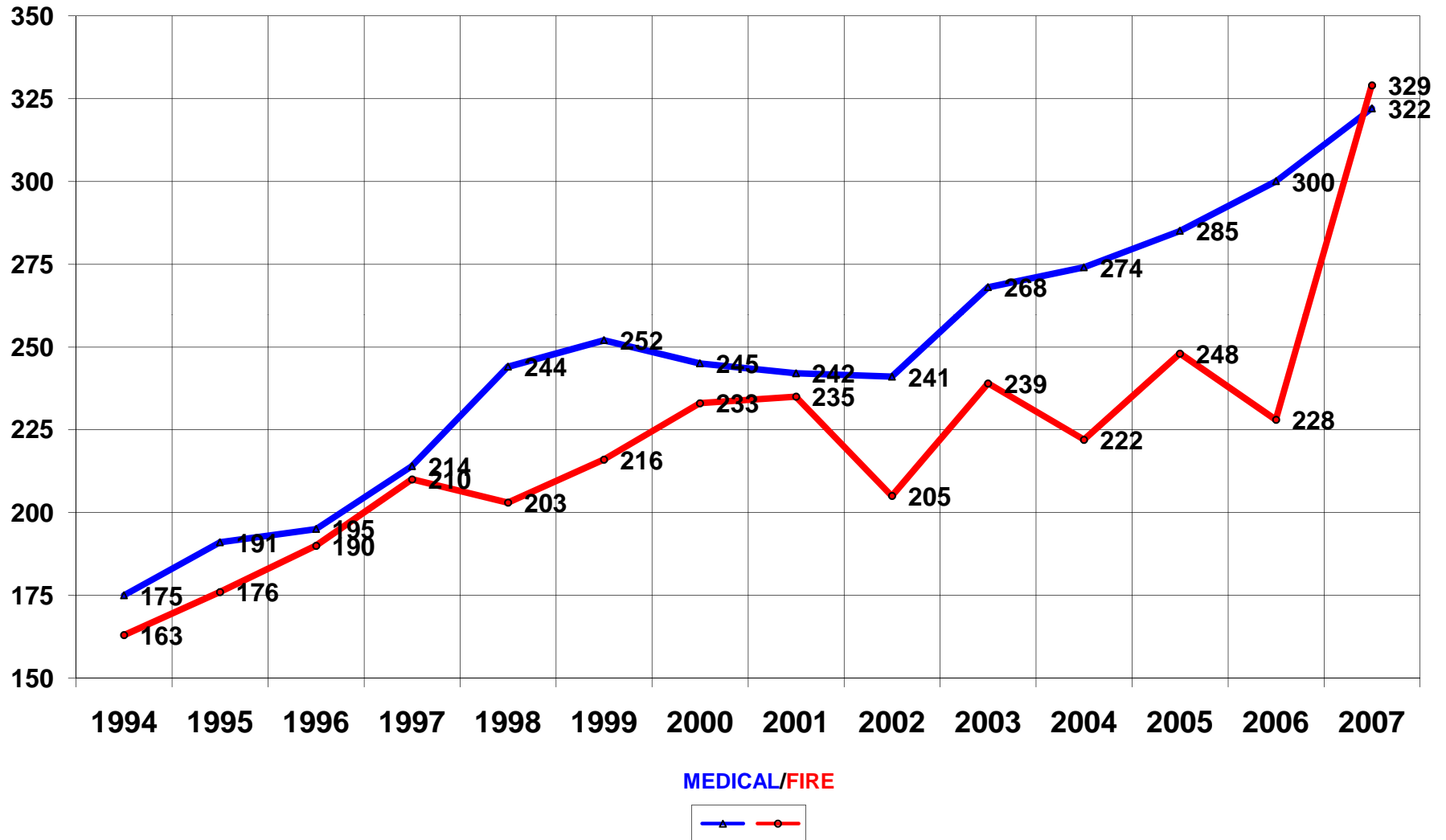
CALL RESPONSE 2007



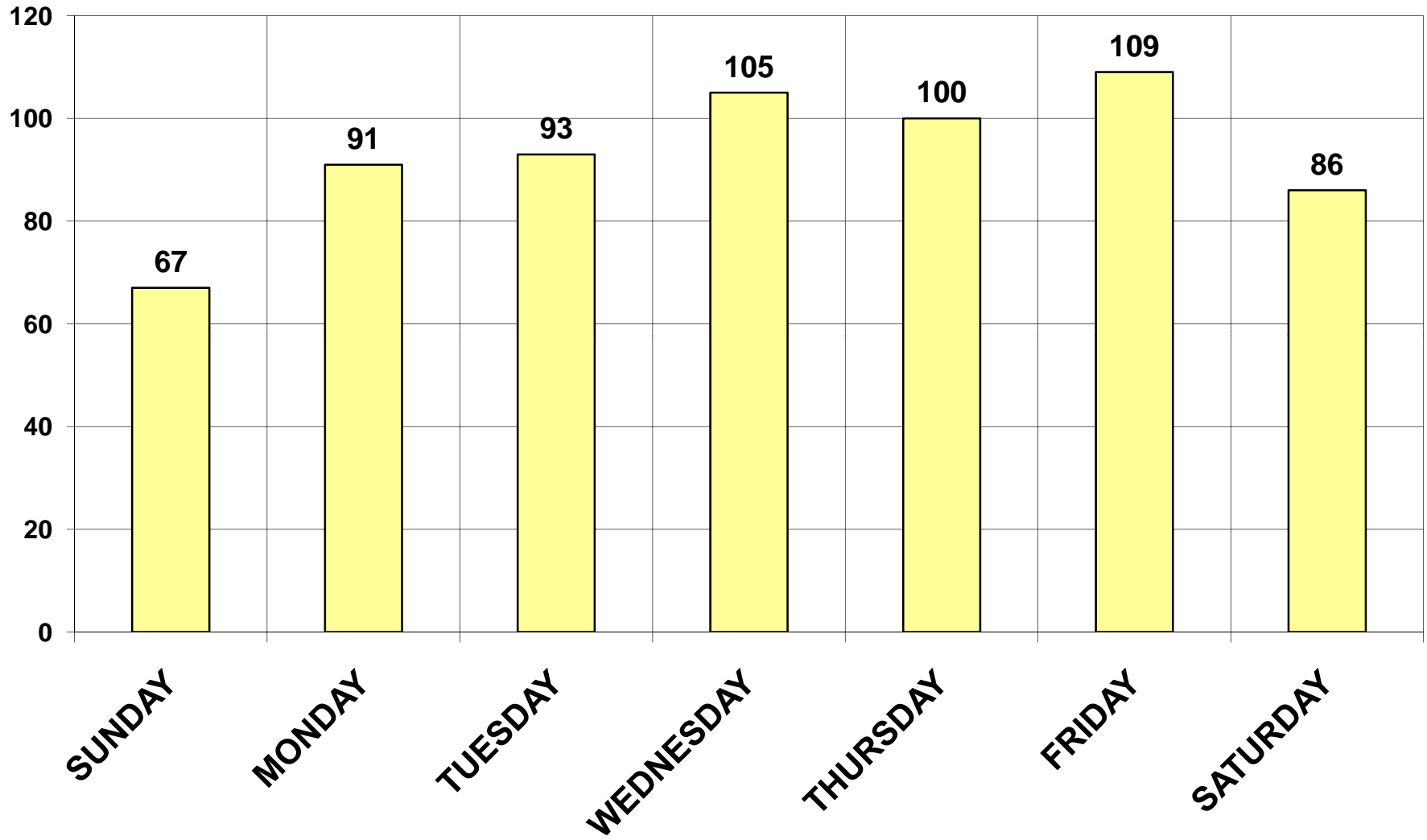
YEARLY CALL RESPONSE COMPARISON 2007



MEDICAL / FIRE CALL COMPARISON 2007



INCIDENTS BY DAY OF THE WEEK 2007



COMPARISON SHEET 2007

	2005	2006	2007
NUMBER OF CALLS	533	528	651
PROPERTY LOSS	\$61,150	285,750	\$19,700
MANPOWER RESPONSE	3,208	3,495	4,439
TIME AT FIRE SCENE	221.59 HRS.	232.47	324.09
TOTAL MILES RUN	11,825	11,327	12,312
DIESEL FUEL	1,370.6 GALS.	1,215.5 GALS.	1,499.7 GALS.
GASOLINE	1,139.5 GALS.	1,003.7 GALS.	1,418 GALS.

TYPES OF ALARMS

	2005	2006	2007
BUILDINGS	15	14	21
AUTO, GRASS, ETC.	19	28	42
MALICIOUS FALSE ALARMS	2	0	1
FALSE ALARMS	76	82	68
OTHER; ASST. P.D., SMOKE REPORT, ETC.	67	51	113
MEDICAL CODES; INCLUDES AUTO ACCIDENTS	354	353	406
MUTUAL AID GIVEN	9	13	17
DISPATCH OTHER F.D.'S	73	82	107

OTHER ACTIVITIES

	2005	2006	2007
HRS. SPENT ON EQUIPMENT	1,453	1,478	1,625
HRS. SPENT ON BUILDING	1,512	1,480	1,490
HRS. SPENT ON TRAINING	2,794.50	1,712	2,475
AVG. # MEN RESPONDING PER ALARM	7	7	7

SUMMARY OF FIRE INCIDENTS 2007 TYPES OF ALARMS

Structure Fires	21
Vehicle Fires	10
Trees, Brush & Grass Fires	23
Refuse Fires	9
Search/Rescue	2
E.M.S. Only	322
Vehicle Accidents	84
Spill/Leak No Ignition	16
Electrical Problem	16
Smoke/Gas/Odor Removal	40
Fire Prevention, Safe Kids & Install Smoke Detectors	24
Severe Weather	0
Assist Police/Public Works	11
Assist Invalid	4
False Alarm (Unintentional)	54
False Alarm (Malicious)	1
False Alarm (Malfunction)	14
Total Number of Calls	651

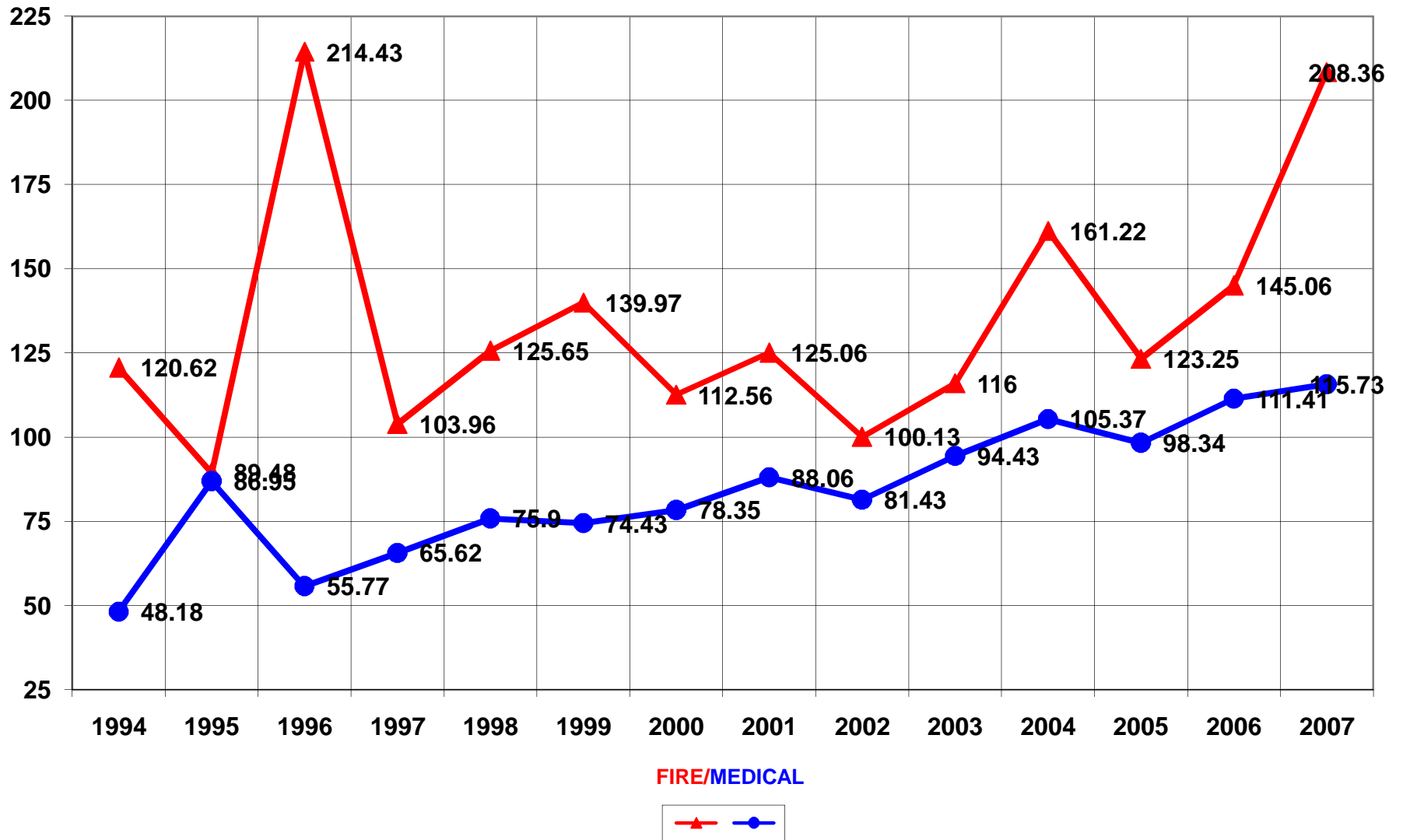
FIRE SERVICE RESPONSE AVERAGE

Total Response:	4,439	Average Per Call:	7
Total Manhours Spent on Calls:	2,268.63 Hrs.		
Average Response Time Per Incident:	3.24 Minutes		

PROPERTY AT RISK

Property Value:	\$288,550	Property Loss:	\$19,700.00
Fire Service Injuries:	0	Fire Service Fatalities:	0
Other Injuries:	0	Other Fatalities:	0

COMPARISON OF TIME SPENT ON ALARMS 2007



YEARLY ACTIVITIES 2007

Time Spent in Training	2,475 Hrs.
Time Spent on Equipment	1,625 Hrs.
Time Spent on Building	1,490 Hrs.

Number of Times Assisting Police/Public Works	11
--	-----------

Total Miles Driven	12,312 Miles
Gasoline Used	1,418 Gals.
Diesel Used	1,499.7 Gals.

TOTAL ALARMS RECEIVED FOR AREA FIRE DEPARTMENTS
--

Alarms for Sawmills Fire Dept.	21
Alarms for Rhodhiss Fire Dept.	47
Alarms for Grace Chapel Fire Dept.	2
Alarms for Other Departments	37

TOTAL	107
--------------	------------

Number of Calls Inside City Limits	583
Number of Calls Outside City Limits	68

TOTAL	651
--------------	------------